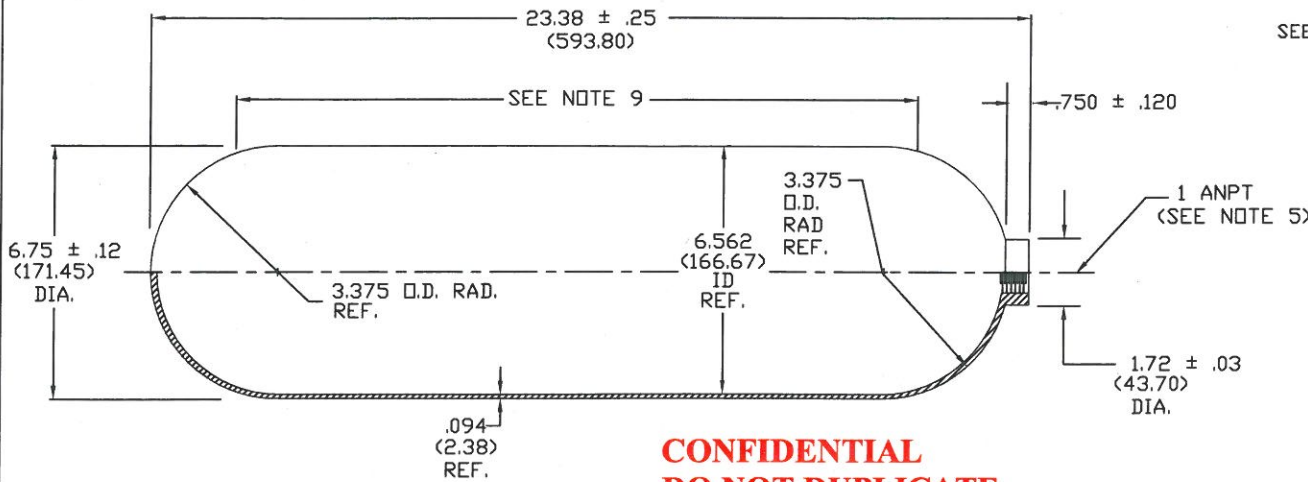


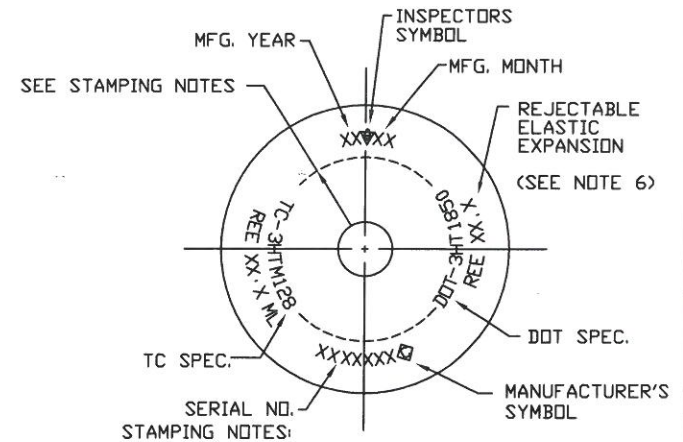
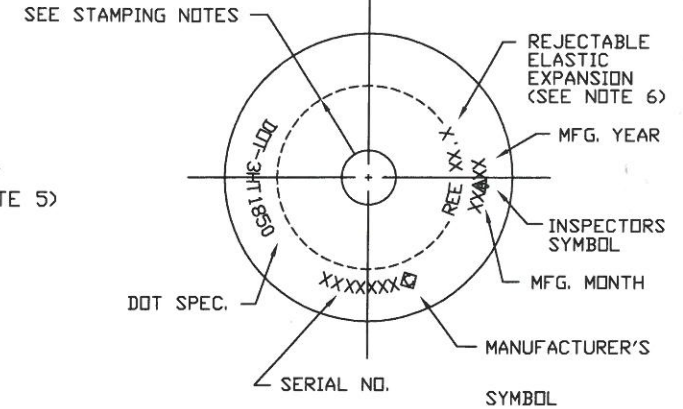
TC/DOT STAMPING LAYOUT:

NOT TO SCALE
CHARACTER HEIGHT:
5/16" ALL



**CONFIDENTIAL
DO NOT DUPLICATE**

**NON-CONTROLLED DOCUMENT
QA/PC DEPARTMENT
REFERENCE ONLY**



- STAMPING NOTES:
1. USE LOW STRESS STAMPS.
 2. CENTERLINE OF STENCILING IS TO BE 1.000" FROM THE NECK O.D. OF THE CYLINDER.
 3. SERIAL NUMBER PREFIX ST AND 1 SPACE BETWEEN ST AND NUMBER.

SPECIFICATION	DOT-3HT	TC-3HTM
WEIGHT	14.25 LBS NOM - 15.25 LBS MAX	6.5 KG MIN - 6.9 KG MAX
CAPACITY	675 CU IN NOM	11.0 L NOM
SERVICE PRESSURE	1,850 PSIG	128 BAR
TEST PRESSURE	3,084 PSIG	19.2 MPa

NOTES:

1. MATERIAL: AISI 4130
2. INTERNAL CLEANING: ALKALINE-STEAM-NITROGEN PURGE
VAPOR BLAST
ZINC PHOSPHATE PER TT-C-490 AND FOR A MIN OF 1000 MG PER SQ FT
3. EXTERNAL FINISH: SHOTBLAST
PAINT FOR 3H HARDNESS AND PER WORK ORDER
4. PACKAGING: PLUG INLET WITH 1" NGT PLUG (5737)
5. THREADS TO CONFORM TO MIL-P-7105.
6. REE = 1.05 X ORIGINAL E.E.
7. GENERAL SURFACE FINISH NOT TO EXCEED 250 RMS.
8. WHEN DUAL STAMPING IS REQUIRED CYLINDER MUST BE HYDROSTATICALLY TESTED TWO TIMES. FIRST AT TC TEST PRESSURE, RESULTS RECORDED AND, SECONDLY AT DOT TEST PRESSURE. THIS SEQUENCE IS IMPERATIVE.
9. BRACKET DIMENSION REQUIREMENT. USE 6.750 BRACKET GAUGE GO/NOGO REFER TO ATTACHED SHEET FOR TW DIMENSION

REF: AVDX P/N: 6084-27 REV. AU

10	REV. LOGO	DLH	7/22/10
REV	DESCRIPTION	BY	DATE
UNITS INCHES (AND)		HUNTSVILLE FACILITY 521 GREEN COVE ROAD HUNTSVILLE, AL 35893 USA	
TOLERANCES (EXCEPT NOTED)		TITLE 650 IN ³ DRAWN CYLINDER, (49 FT ³)	
DECIMAL ± .01	ANGULAR ± 1 DEG	DATE 7/27/95	DRAWING NUMBER 3240623-00

DRWN. D. HARRIS
CHKD. <i>[Signature]</i> 7/22/10
APPD. <i>[Signature]</i> 7/22/10
SCALE NONE