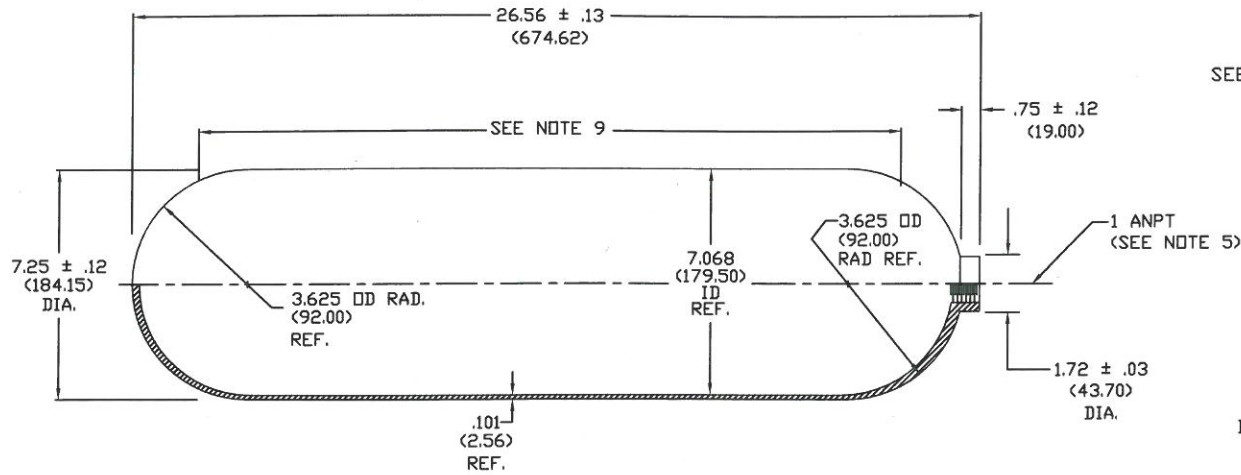


# TC/DOT STAMPING LAYOUT:

NOT TO SCALE  
CHARACTER HEIGHT:  
5/16" ALL



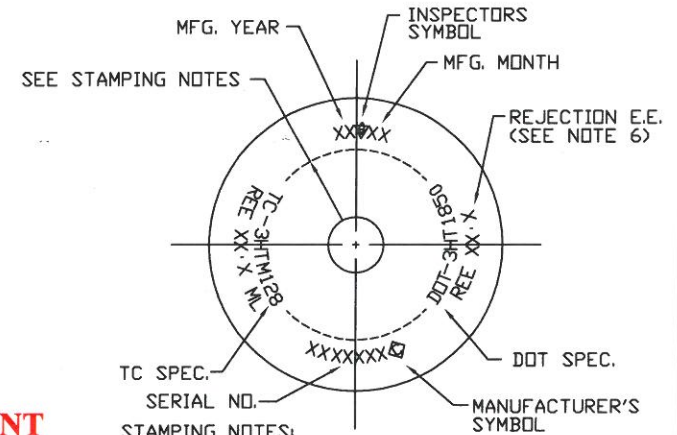
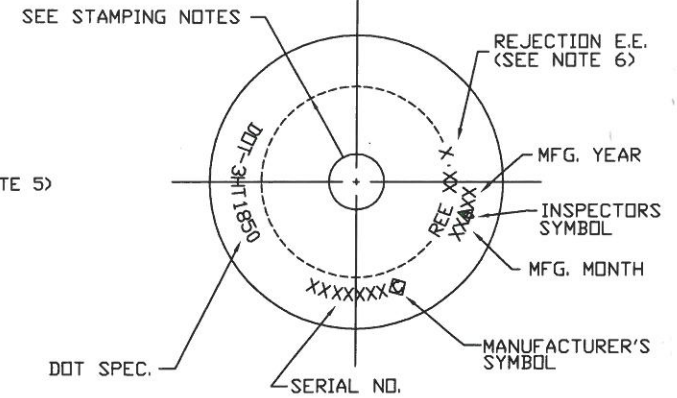
SPECIFICATION	DOT-3HT	TC-3HTM
WEIGHT	19.25 LBS NOM - 20.25 LBS MAX	8.7 KG NOM - 9.2 KG MAX
CAPACITY	890 CU IN NOM	14.6 L NOM
SERVICE PRESSURE	1,850 PSIG	128 BAR
TEST PRESSURE	3,084 PSIG	19.2 MPa

**CONFIDENTIAL  
DO NOT DUPLICATE**

**NON-CONTROLLED DOCUMENT  
QA/PC DEPARTMENT  
REFERENCE ONLY**

## NOTES:

- MATERIAL: AISI 4130
- INTERNAL CLEANING: ALKALINE-STEAM-NITROGEN PURGE  
VAPOR BLAST  
ZINC PHOSPHATE PER TT-C-490 AND FOR A MIN OF 1000 MG PER SQ FT
- EXTERNAL FINISH: SHOTBLAST  
PAINT FOR 3H HARDNESS AND PER WORK ORDER
- PACKAGING: PLUG INLET WITH 1" NGT PLUG (5737)
- THREADS TO CONFORM TO MIL-P-7105.
- REE = 1.05 X ORIGINAL E.E.
- GENERAL SURFACE FINISH NOT TO EXCEED 250 RMS.
- WHEN DUAL STAMPING IS REQUIRED CYLINDER MUST BE HYDROSTATICALLY TESTED TWO TIMES. FIRST AT TC TEST PRESSURE, RESULTS RECORDED AND, SECONDLY AT DOT TEST PRESSURE. THIS SEQUENCE IS IMPARTITIVE.
- BRACKET DIMENSION REQUIREMENT. USE 7.250 BRACKET GAUGE GO/NOGO REFER TO ATTACHED SHEET FOR TW DIMENSION



- STAMPING NOTES:
- USE LOW STRESS STAMPS.
  - CENTERLINE OF STENCILING IS TO BE 1.250" FROM THE NECK O.D. OF THE CYLINDER.
  - SERIAL NUMBER PREFIX ST AND 1 SPACE BETWEEN ST AND NUMBER.

REV	DESCRIPTION	BY	DATE
10	REV. LOGO	DLH	7/22/10

UNITS INCHES (mm)		HUNTSVILLE FACILITY 521 GREEN COVE ROAD HUNTSVILLE, AL 35893 USA	
TOLERANCES (EXCEPT NOTED)			
DECIMAL ± .01	TITLE	865 IN <sup>3</sup> DRAWN CYLINDER, (66 FT <sup>3</sup> )	
ANGULAR ± 1 DEG	DATE	DRAWING NUMBER	3240726-00
SCALE NONE	7/27/95		

REF: AVDX P/N: 6084-29 REV AU