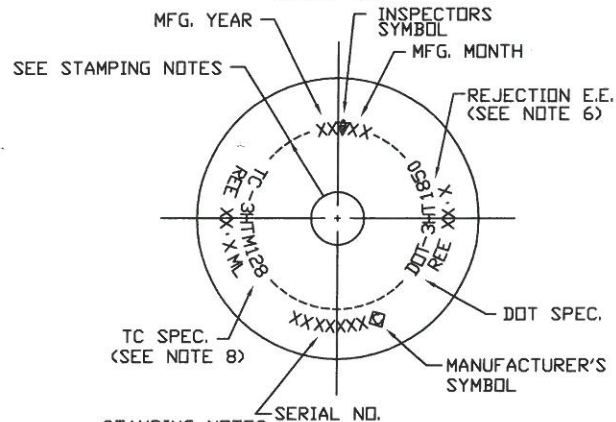
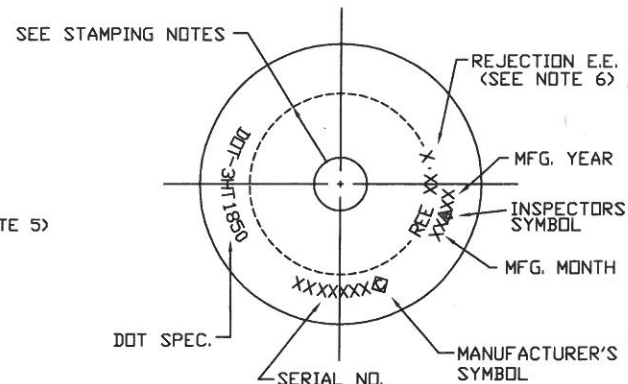
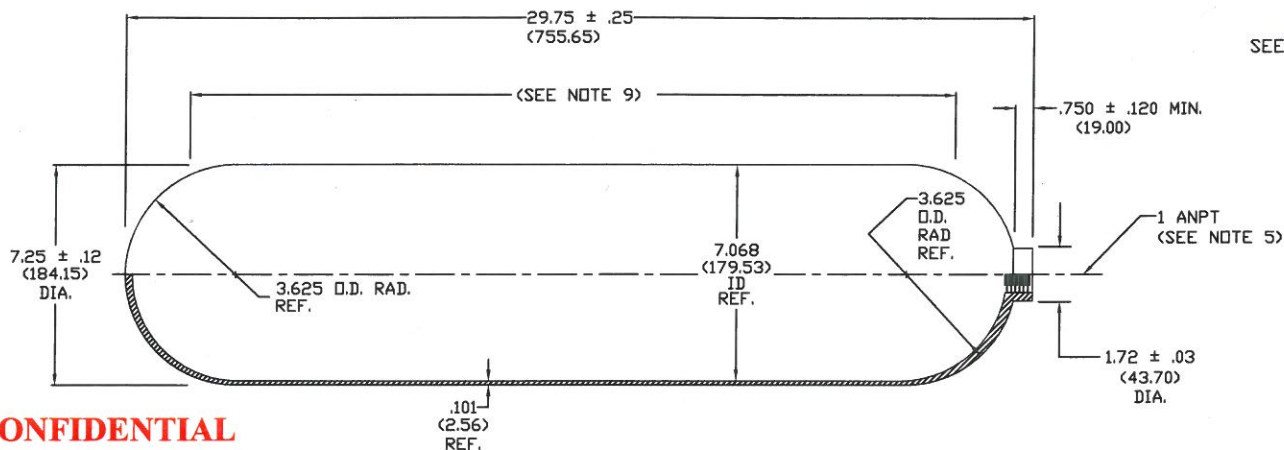


TC/DOT STAMPING LAYOUT:
 NOT TO SCALE
 CHARACTER HEIGHT:
 5/16" ALL



- STAMPING NOTES:
1. USE LOW STRESS STAMPS.
 2. CENTERLINE OF STENCILING IS TO BE 1.250" FROM THE NECK O.D. OF THE CYLINDER.
 3. SERIAL NUMBER PREFIX ST AND 1 SPACE BETWEEN ST AND NUMBER.

**CONFIDENTIAL
 DO NOT DUPLICATE**

**NON-CONTROLLED DOCUMENT
 QA/PC DEPARTMENT
 REFERENCE ONLY**

SPECIFICATION	DOT-3HT	TC-3HTM
WEIGHT	21.45 LBS NOM - 22.45 LBS MAX	9.73 KG NOM - 10.18 KG MAX
CAPACITY	1,050 CU IN	17.2 L NOM
SERVICE PRESSURE	1,850 PSIG	128 BAR
TEST PRESSURE	3,084 PSIG	19.2 MP _a

NOTES:

1. MATERIAL: AISI 4130
2. INTERNAL CLEANING: ALKALINE-STEAM-NITROGEN PURGE
 VAPOR BLAST
 ZINC PHOSPHATE PER TT-C-490 AND FOR A MIN OF 1000 MG PER SQ FT
3. EXTERNAL FINISH: SHOTBLAST
 PAINT FOR 3H HARDNESS AND PER WORK ORDER
4. PACKAGING: PLUG INLET WITH 1" NGT PLUG (5737)
5. THREADS TO CONFORM TO MIL-P-7105.
6. REE = 1.05 X ORIGINAL E.E.
7. GENERAL SURFACE FINISH NOT TO EXCEED 250 RMS, PER DOT 178.44-8.
8. WHEN DUAL STAMPING IS REQUIRED CYLINDER MUST BE HYDROSTATICALLY TESTED TWO TIMES. FIRST AT TC TEST PRESSURE, RESULTS RECORDED AND, SECONDLY AT DOT TEST PRESSURE. THIS SEQUENCE IS IMPARTITIVE.
9. BRACKET DIMENSION REQUIREMENT. USE 7.250 BRACKET GAUGE GO/NOGO REFER TO ATTACHED SHEET FOR TW DIMENSION

REF: AVOX P/N: 6084-33 REV. AU

DRWN.	D. HARRIS
CHKD.	<i>[Signature]</i> 7/22/10
APPD.	<i>[Signature]</i> 7/22/10
SCALE	NONE

10	REV. LOGO	DLH	7/22/10
REV	DESCRIPTION	BY	DATE
UNITS INCHES		HUNTSVILLE FACILITY 521 GREEN COVE ROAD HUNTSVILLE, AL 35803 USA	
TOLERANCES UNLESS NOTED		TITLE	1000 IN ³ DRAWN CYLINDER, (76 FT ³)
DECIMAL ± .01	DATE	7/27/95	DRAWING NUMBER
ANGULAR ± 1 DEG			3240729-00